

www.lang.de

MILLING MACHINES FOR CYLINDERS

# RM SERIES



RM 1200 S/Y



PRECISION IS OUR WORLD...

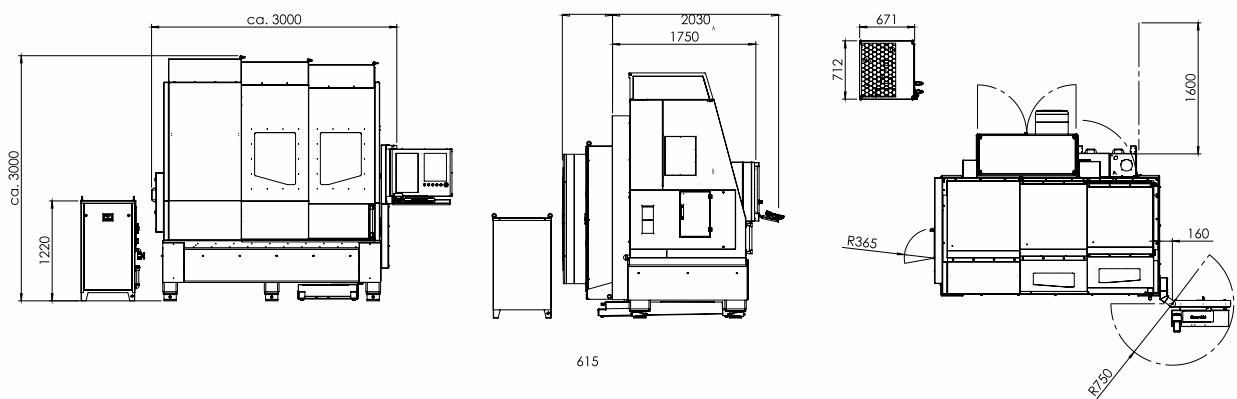
RM 800S  
RM 800S/Y



This machine was developed and designed especially for the production of printing cutting and embossing cylinders and is used in the label, electronics and medical sectors. The basic version can easily produce high quality embossing cylinders. The basis of this unique machine is the granite portal. The counter support or tailstock can be steplessly displaced in the X direction by 600 mm for different roll lengths. Using the Y-axis, rotary punching dies can also be produced. The machine can be easily and unproblematically loaded by crane.

Standard equipment

- ✓ 2 Touchpanel (extended desktop / camera view)
- ✓ Tool length measurement system Blum Z-Nano
- ✓ Energy saving chiller
- ✓ Data backup package
- ✓ LDriver



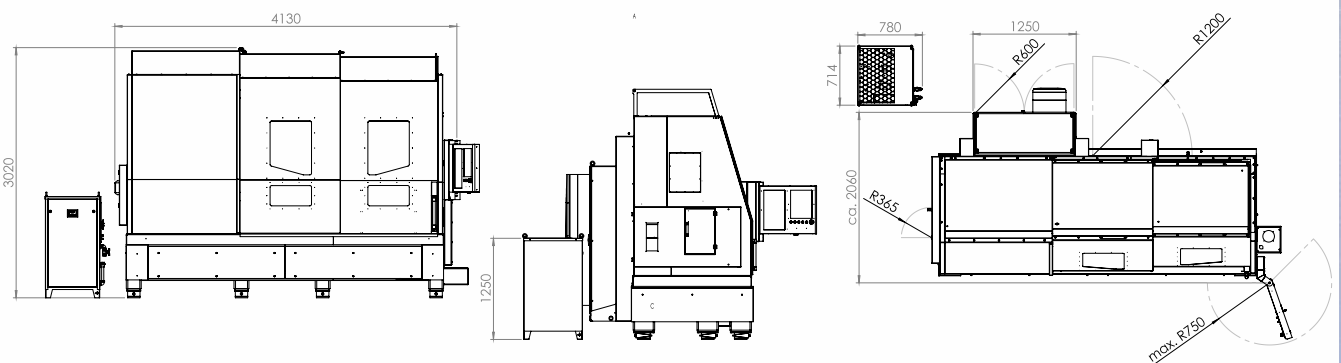
RM 1200S  
RM 1200S/Y



The bestseller, the RM 1200S, is a milling machine for the production of cutting rollers and embossing cylinders. It is used in the production of rotary stamping dies, for example in the printing and packaging industry or in the automotive sector. The counter support, or tailstock, can be moved 1200 mm in the X direction for different roll lengths. Precise cutting on a roller is made possible by an additional axis, the Y-axis. All axes of this machine are driven by servo motors. The machine can be easily and unproblematically loaded by crane.

Standard equipment

- ✓ 2 Touchpanel (extended desktop / camera view)
- ✓ Tool length measurement system Blum Z-Nano
- ✓ Energy saving chiller
- ✓ Data backup package
- ✓ LDriver



## Typical work pieces



### Rotary cutting cylinders / Segments



### Embossing cylinders



### Molettes



### Hot foil embossing cylinders



### Fine embossing cylinders



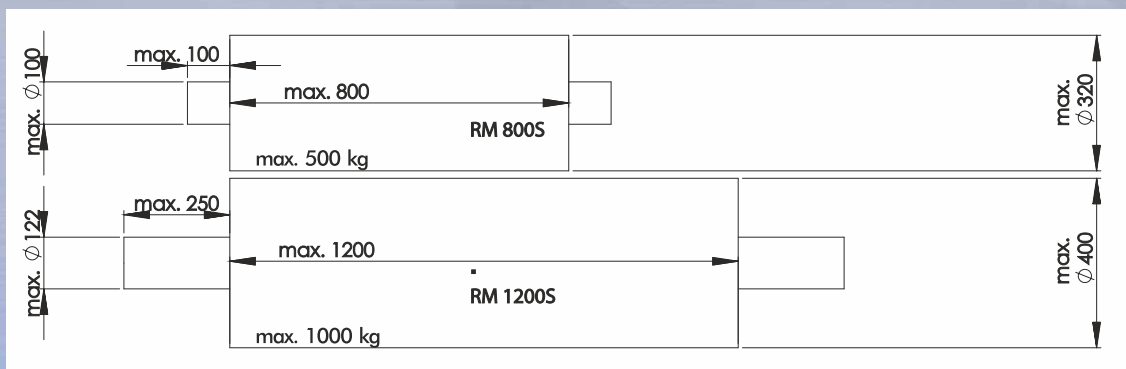
## Technical Data



Machine type	RM 800S	RM 1200S
Working range X x Z (mm)	800 x 250 (31,50" x 9,84")	1.200 x 250 (47,24" x 9,84")
Working range Y (mm), optional	+/- 20 (0,79")	+/- 20 (0,79")
Diameter of cylinder (mm)	40 - 320 (1,57" - 12,6")	80 - 400 (3,15" x 15,75")
Body length max. (mm)	800 (31,50")	1.200 (47,24")
Journal diameter max. (mm)	100 (3,94") more on demand	122 (4,8") more on demand
Feed rate (X/Z) max. (m/min)	30	25
Feed rate (Y) max. (m/min)	15	15
Feed rate (A) max. (U/min)	80	80
Max. acceleration (m/s <sup>2</sup> )	10	10
Spindle speed (U/min)	5.000 - 60.000	5.000 - 60.000
Spindle power (kW)	1,2 - 10 kW	1,2 - 10 kW
Load capacity (kg)	500 (depends on the used round axis)	1.000
Dimensions L x W x H (mm)	3.000 x 2.030 x 3.000 (118,11" x 79,92" x 118,11")	4.130 x 2.060 x 3.020 (162,60" x 81,10" x 118,90")
Weight of machine (kg)	8.000 (RM 800S)	8.550 (RM 1200S)
Weight of machine (kg)	8.500 (RM 800S/Y)	9.050 (RM 1200S/Y)
Controller	andronic3060+	andronic3060+
Output software	LDriver / DIN ISO	LDriver / DIN ISO
Options	4th axis (Y-axis)	4th axis (Y-axis)
	Differend spindle types	Differend spindle types
	Chain type tool charger for up to 50 tools (on demand)	Chain type tool charger for up to 50 tools (on demand)
	Disk type tool charger for up to 45 tools	Disk type tool charger for up to 45 tools
	PC measuring optic	PC measuring optic
	Inspection camera systems	Inspection camera systems
	Laser tool measurement Blum	Laser tool measurement Blum
	Edge probe OMP 40	Edge probe OMP 40
	LANG Software package CAD + Design	LANG Software package CAD + Design

## Comparison of the different working areas

All dimensions are specified in mm.



## Options

### Tool changing systems

disk type tool changer and chain type tool changer with up to 60 stations



### Oil mist device

The resource-friendly use of lubricants leads to a clean working environment, reduced personnel workload, increased working tool life and a reduction in ancillary costs.



### Camera systems

Various selectable camera systems allow a comfortable setting and workpiece measurement directly on the machine.



### Milling spindle packages

We offer several spindle packages in different performance classes for the most diverse machining tasks.



### Measuring systems

OMP 40

Tool length measurement Blum Z-Nano

Laser measurement



### Training and Service

Our extensive service ensures maximum machine availability and process reliability of your production. Besides the personal on-site service, our online and hotline support helps to keep downtimes of your machine as low as possible. In addition the LANG service range contains equipment upgrades, software updates as well as trainings to ensure an efficient and optimal handling of our milling machines.

